

How to use PressReader with Louth Library

Using the PressReader App (Scroll down if using a PC, laptop, or MAC)

Step 1 – Download the App & Signing In

- Open the app store on your phone or tablet and search “PressReader”. Once found click install
- Once downloaded, open the app. Click “Sign In” and choose “Libraries & Groups”. Tap “Select Library or Group” and type in Louth - Louth County Libraries will appear for you to select
- Type in your library barcode (the number on your library card or given to you if you’ve signed up online at <https://lgma.iii.com/selfreg>) and “Sign In”

Step 2 – Browsing the Catalogue

- This may vary depending on whether your device is Apple or Android, but the premise is the same
- PressReader has both newspapers and magazines, local, national, and international. You can choose to search by format by pressing “Magazines” or “Newspapers”
- Press “Countries” to filter your search; select Ireland to see all Irish newspapers & magazines available to read, United States for American, Spain for Spanish etc.
- Press “Categories” to filter by topic; useful for broadening your search & getting an international flavour
- Press “Languages” to filter by language
- Once you have found something you wish to read, continue to Step 3

Step 3 – Reading a newspaper/magazine

- Press the item you wish to read to open its page
- Press the green “open” button to begin reading online; alternatively press the arrow beside this button to download and read at your leisure offline
- Press “Automatically deliver all new issues” to automatically have all future issues available to read without having to search for the item again
- Once open, swipe left & right to change the pages and view as you would a physical copy. Zoom by pinching the screen in or out
- You can open an easy-to-read text view by pressing the headline of an article. To go back to the full paper, press the picture in the bottom right or the back button on your device
- You should see a menu to the bottom of the page. This can let you quickly swipe through the paper to read specific sections
- Also, on this menu, in the bottom right is an icon of broken lines. Pressing this opens a text view of the full paper from which you can scroll through headlines throughout and read the ones that catch your eye

- There is also a sound icon on the menu; this will read the paper to you
- Press the back button on your device to go back to the item’s overview (the page with the green open button)
- Scroll down to view all supplements i.e. weekend magazines included in newspapers etc

On PC, laptop, or MAC

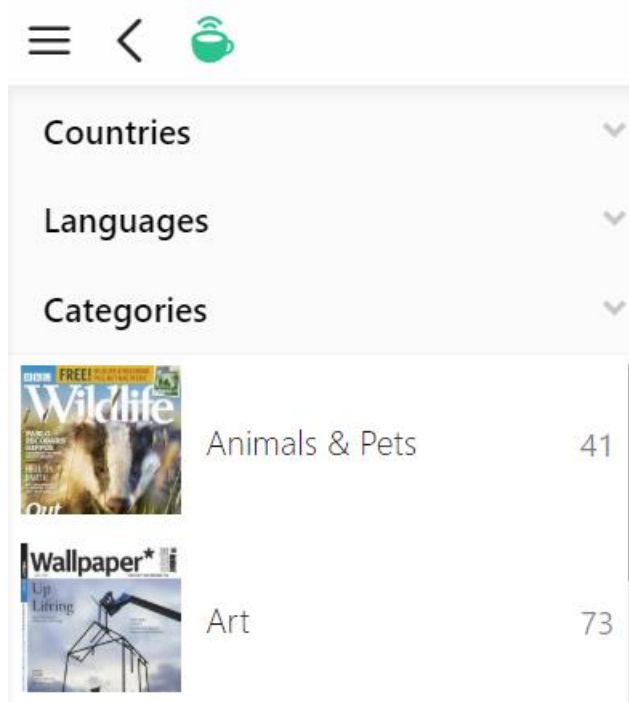
Step 1 – Signing In

- Go to <https://www.louthcoco.ie/en/services/library/online-services/> and click on “PressReader Newspapers”
- Click “Sign In” to the top right of your screen
- Click “Library or Group” as shown below

- Type “Louth” then select Louth County Libraries from the menu
- Type in your library barcode in the box provided (no spaces in your barcode)

- A message comes up giving complimentary access for 30 days. This means you may have to repeat the above steps in 30 days' time. If you are ever prompted for payment in PressReader it means you are signed out and must sign in again. You DO NOT have to pay to use PressReader with Louth Libraries

Step 2 – Browsing the catalogue



- To the left of your screen is the menu where you can search by Countries, Languages or Categories. To view more about these options please see Step 2 under the App section above

- For this example, we have searched by country and selected Ireland to open all Irish newspapers & magazines

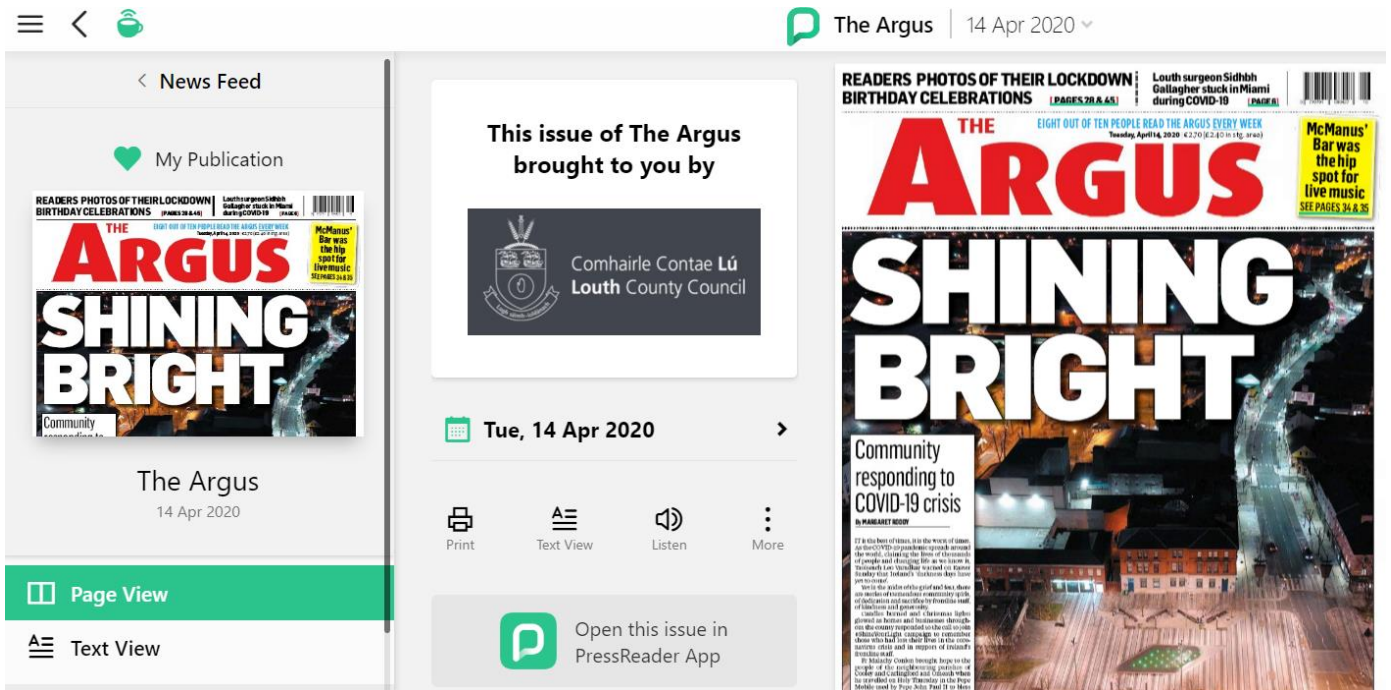
Publications > Ireland



- Browse the items available until you find something you wish to read. Click on it get started

Step 3 – Reading a newspaper/magazine

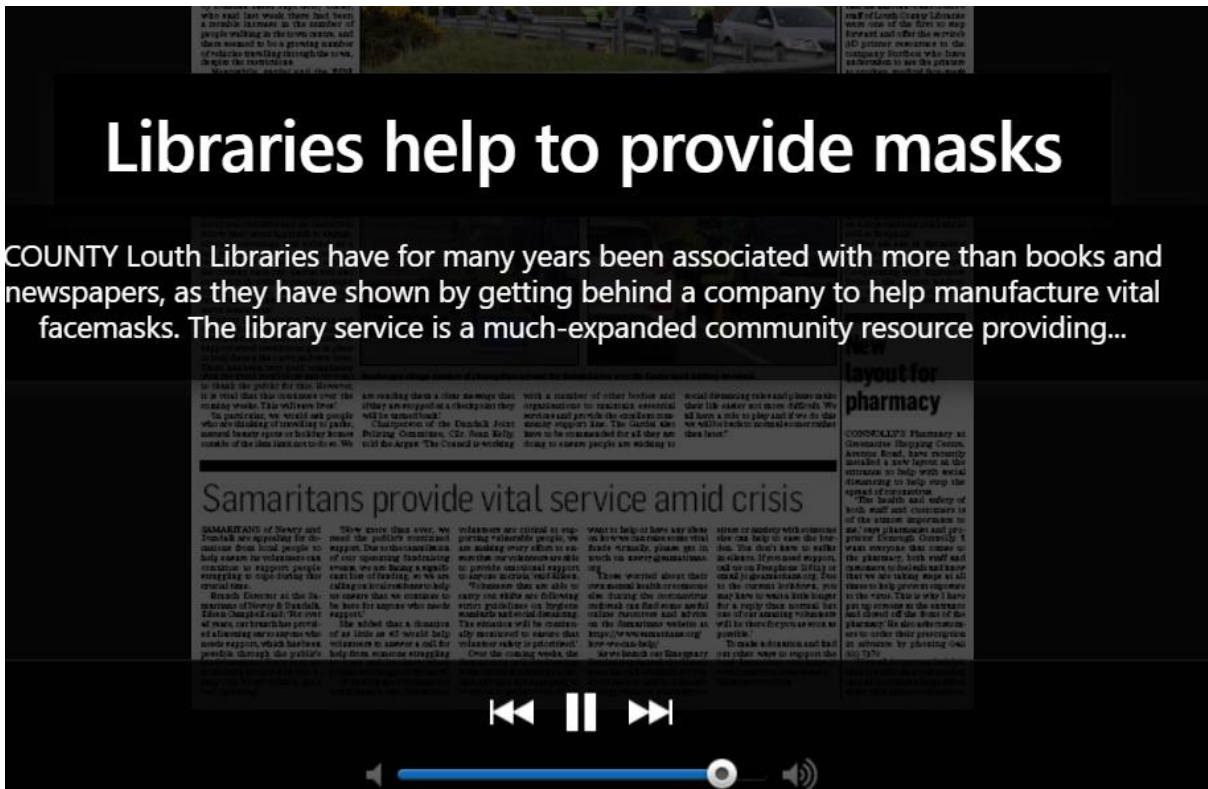
- If you have done the above steps you should now be looking at an item overview. For this example, we are using last week’s edition of The Argus newspaper



- The paper will automatically open in Page View as seen in green above. This lets you use the left and right buttons on your keyboard to scroll through the paper’s pages and view it as if it were a physical paper
- Double-click to zoom in then hold down the left click and move the mouse to scroll around the page
- Click Text View (below Page View as shown above) to open an easier-to-read version separated by article instead of page. View part of the article & click the green arrow to open the remainder (as highlighted below)

<p>Libraries help to provide masks</p> <p>Business +6 more</p> <p>COUNTY Louth Libraries have for many years been associated with more than books and newspapers, as they have shown by getting behind a company to help manufacture vital facemasks.</p> <p>The library service is a much-expanded community resource providing access to the public to education spaces, alternative learning environments for children and is committed to serving the needs of the ever more digitally-aware membership.</p> <p>It was probably no surprise that the innovative and creative staff of Louth County Libraries were one</p>	<p>of the first to step forward and offer the service’s 3D printer resources to the company Surfbox who have undertaken to use the printers to produce medical face-mask components.</p> <p>This is a non-profit venture aimed at supporting ‘Ireland’s Call’ in a unique way and so provide vital mask supplies to a number of service providers in the health sector.</p> <p>Surfbox, whose initiative would not have been realised without the support of the Library Services, has already fulfilled its first request and are currently planning to assist a number a number</p>	<p>New layout for pharmacy</p> <p>Centre</p> <p>CONNOLLY’S Pharmacy at Greenacres Shopping Centre, Avenue Road, have recently installed a new layout at the entrance to help with social distancing to help stop the spread of coronavirus.</p> <p>‘The health and safety of both staff and customers is of the utmost importance to me,’ says pharmacist and proprietor Donough Connolly. ‘I want everyone that comes to the pharmacy, both staff and customers, to feel safe and know that we are taking steps at all times to help prevent exposure to the virus. This is why I have put up screens at the entrance and closed off the front</p>
--	---	--

- Alternatively, you can choose to listen to the paper (particularly useful if you have a visual impairment). There are a couple of ways to do this
 - First, you can listen to the paper from the beginning. Please see the first image used in Step 3, where you were shown Page View & Text View. Under the Louth County Council logo is a “Listen” button
 - Second, while scrolling through page or text view you can right click on a specific article to bring up a menu, then click “Listen”. When you are finished listening, click “Done” in the top left corner



- The above image is your screen during ‘listen’ mode. At the bottom you can control the volume, pause & play, skip to the next article or go back to the previous one
- A final feature which some may find useful is “Translate”. This feature is only available in Text View & is highlighted in green below (if you had trouble finding the listen button earlier, it is highlighted in red)

