

# Louth County Council Fire & Rescue



## Annual Operational Statistics Report 2024

### Unique Incident Types within Station Areas: 2024

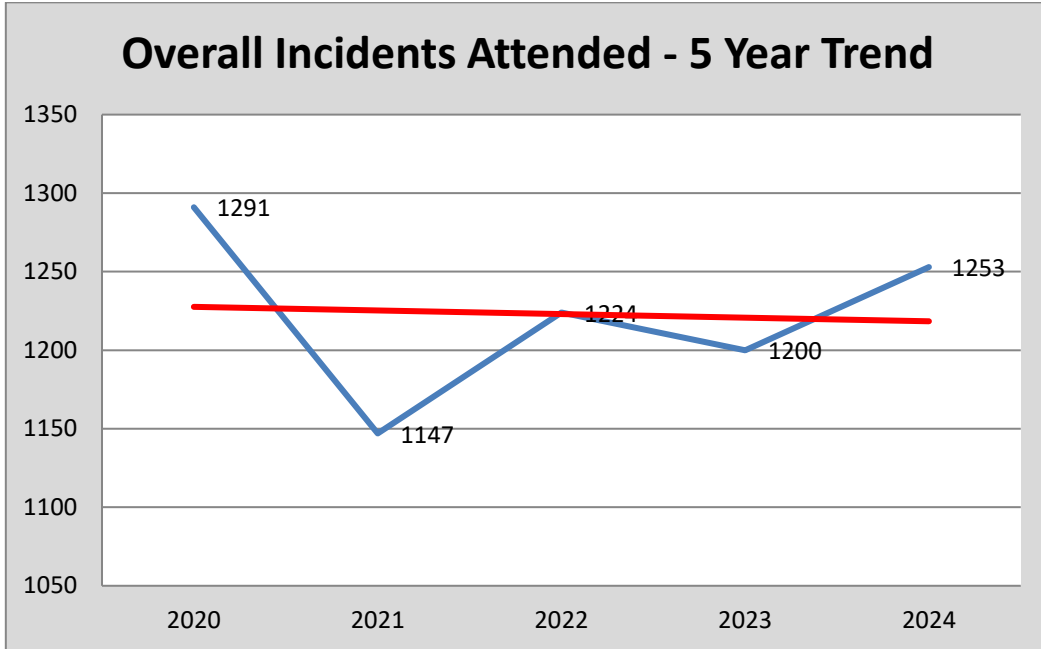
Type	Ardee	Carlingford	Dunleer	Drogheda	Dundalk	Meath	Other Areas	Total
Fire/Aircraft	0	0	0	0	0	0	0	0
Fire/Alarm Activation	16	8	7	91	88	17	1	228
Fire/Bus/Coach	0	0	0	0	1	0	0	1
Fire/Car	8	4	6	45	16	9	0	88
Fire/Caravan	0	0	0	0	0	1	0	1
Fire/Chimney	1	2	0	5	7	1	0	16
Fire/Controlled Burning	0	0	0	0	0	0	0	0
Fire/Domestic	7	1	7	26	19	9	1	70
Fire/Persons Reported	1	1	1	13	9	6	0	31
Fire/Fire (General)	3	1	1	13	7	5	0	30
Fire/Forest	0	0	0	0	0	0	0	0
Fire/Gorse	0	1	0	3	1	1	0	6
Fire/Grass	0	0	0	5	1	4	0	10
Fire/Hay/Barn	0	0	1	2	1	2	0	6
Fire/Industrial	0	0	1	6	8	1	0	16
Fire/Institutional	1	0	1	1	1	3	0	7
Fire/Motorcycle	0	0	0	0	1	0	0	1
Fire/Oil/Petrol	0	0	0	0	1	0	0	1
Fire/Small/Bin/Skip	6	2	7	121	82	38	1	257
Fire/Smoke Issuing	0	0	0	0	0	0	0	0
Fire/Truck	3	1	1	1	5	2	0	13
Fire/Vegetation	0	0	0	0	0	0	0	0
SS/Alarm/Carbon Monoxide	0	0	1	1	4	5	0	11
SS/Ambulance Assist	7	5	4	49	30	15	0	110
SS/Animal Rescue	0	0	0	3	0	0	0	3
SS/Electrical	1	0	2	2	5	3	0	13
SS/Entrapment	1	0	0	1	0	1	0	3
SS/Explosion	0	0	0	1	0	0	0	1
SS/Flooding	0	0	0	2	0	2	0	4
SS/Garda Assist	1	1	3	4	3	0	0	12
SS/Gas Leak	1	0	1	1	1	0	0	4
SS/Hazardous Material	0	0	0	2	1	0	0	3
SS/Lift Persons Trapped	0	0	0	3	1	0	0	4
SS/Lockout	3	0	1	5	6	0	0	15
SS/Make Scene Safe	0	0	1	4	3	2	0	10
SS/Marine Emergency	0	0	0	0	0	0	0	0
SS/Oil Spillage	0	0	0	3	0	0	0	3
SS/Other	9	0	0	5	3	1	0	18
SS/River Rescue	0	0	0	8	3	0	0	11
SS/RTA	24	11	24	52	72	43	5	231
SS/Smell of Gas	0	0	0	1	0	0	0	1
SS/Trees Down	1	0	1	4	1	4	0	11
SS/Water Leak	1	0	0	2	0	0	0	3
<b>Total no. of Incidents:</b>	<b>95</b>	<b>38</b>	<b>71</b>	<b>485</b>	<b>381</b>	<b>175</b>	<b>8</b>	<b>1253</b>

### Unique Incidents In Each Station Area, Busiest Area First

2023		2024		% Change
Drogheda	426	Drogheda	485	+13.85%
Dundalk	400	Dundalk	381	-4.75%
Meath (* Drogheda)	174	Meath (* Drogheda)	175	+0.57%
Ardee	88	Ardee	95	+7.95%
Dunleer	66	Dunleer	71	+7.58%
Carlingford	40	Carlingford	38	-5.00%
Other Areas	6	Other Areas	8	+33.33%

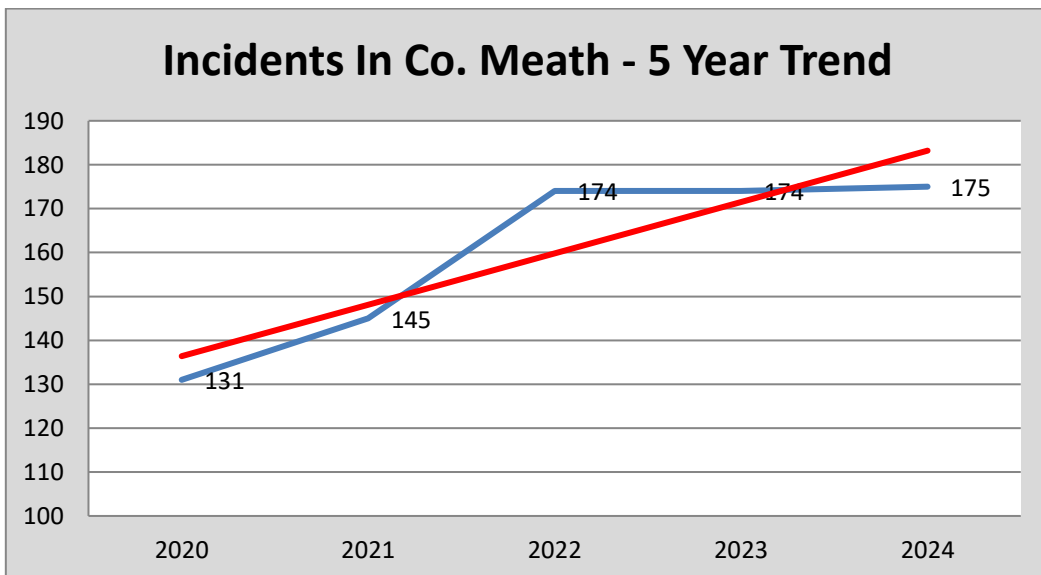
**Unique Incidents Attended By Louth County Council Fire and Rescue**

Comparative Period	No of Incidents	% Difference +/-
2020	1291	13.15%
2021	1147	-11.15%
2022	1224	6.71%
2023	1200	-1.96%
2024	1253	4.42%



**Unique Incidents Attended in County Meath**

Comparative Period	No of Incidents	% Difference +/-
2020	131	+1.55%
2021	145	+10.69%
2022	174	+20.00%
2023	174	0.00%
2024	175	+0.57%



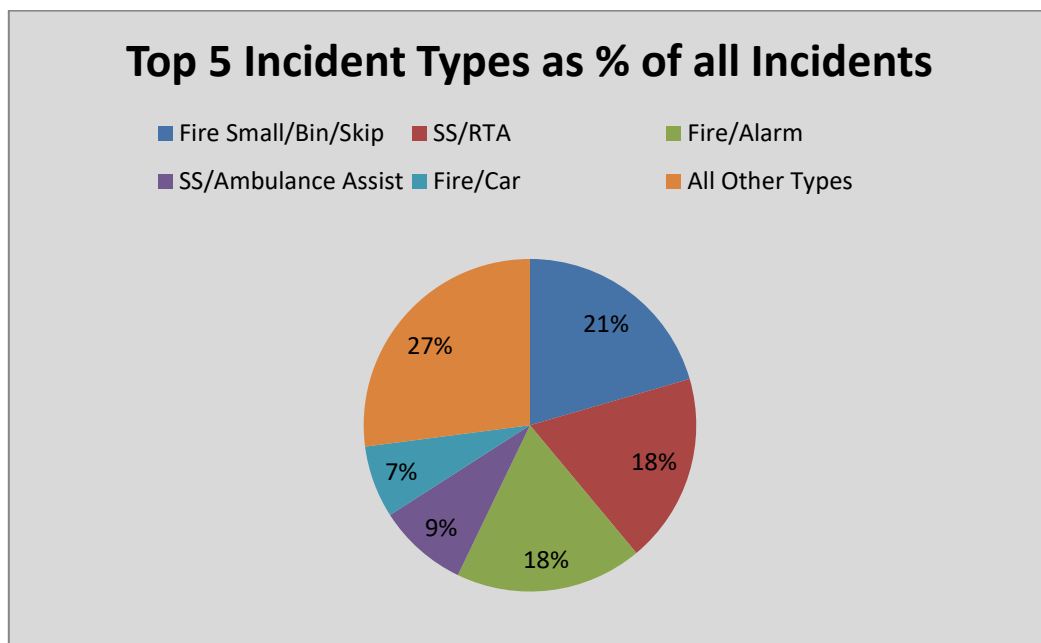
## Behind The Numbers

### Top 5 Incident Types

2023		2024		% Change
Type	No	Type	No	
Fire/Alarm Activation	246	<b>Fire Small /Bin/Skip</b>	<b>257</b>	<b>+33.85%</b>
Fire Small /Bin/Skip	192	<b>SS/RTA</b>	<b>231</b>	<b>+23.53%</b>
SS/RTA	187	<b>Fire/Alarm Activation</b>	<b>228</b>	<b>-7.32%</b>
Fire/Domestic	96	<b>SS/Ambulance Assist</b>	<b>110</b>	<b>+26.44%</b>
SS/Ambulance Assist	87	<b>Fire/Car</b>	<b>88</b>	<b>+6.02%</b>

#### Note

- Fire/Domestic replaced by Fire/Car in Top 5 Incident Types
- Fire/Domestic figures reduced by 37.14% versus 2023
- Fire/Domestic plus Fire/Domestic Persons Reported reduced by 17.82% versus 2023



### Top 5 Incident Types With Greatest % Increase

2023		2024		% Change
Type	No	Type	No	
SS/Trees Down	10	<b>SS/Gas Leak</b>	<b>4</b>	<b>+400.00%</b>
SS/Flooding	49	<b>Fire/Truck</b>	<b>13</b>	<b>+116.67%</b>
SS/Lift Persons Trapped	8	<b>Fire/Caravan</b>	<b>1</b>	<b>+100.00%</b>
Fire/Forest	4	<b>SS/River Rescue</b>	<b>11</b>	<b>+83.33%</b>
SS/Hazardous Material	2	<b>Fire/Fire (General)</b>	<b>30</b>	<b>+57.89%</b>