

Louth County Council Fire & Rescue



Annual Statistics Report 2023

Unique Incident Types within Station Areas: 2023

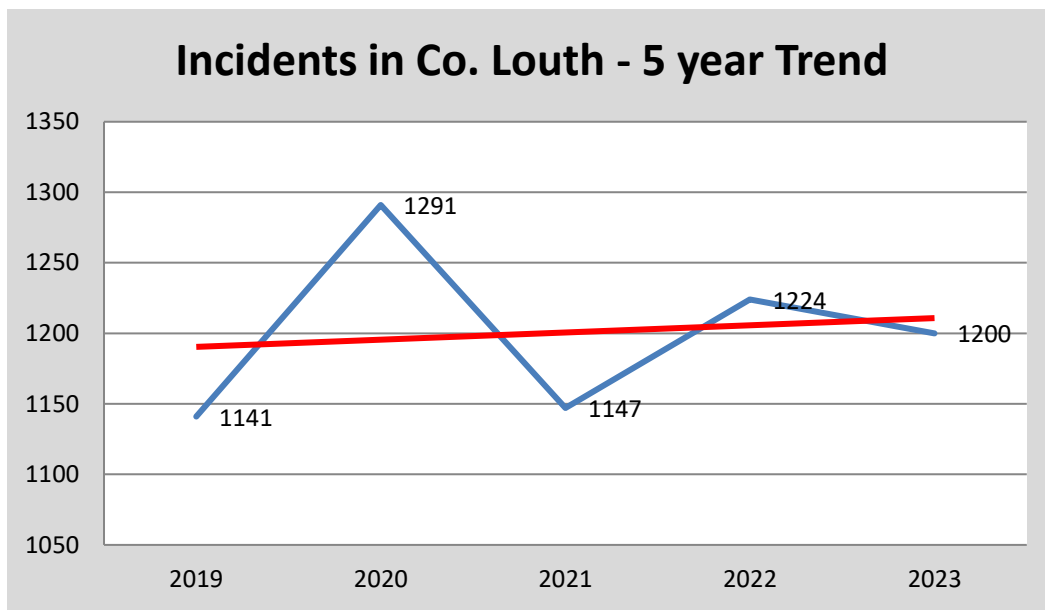
Type	Ardee	Carlingford	Dunleer	Drogheda	Dundalk	Meath	Other Areas	Total
Fire/Aircraft	0	0	0	0	0	0	0	0
Fire/Alarm Activation	19	8	8	93	85	32	1	246
Fire/Bus/Coach	0	0	0	0	1	0	0	1
Fire/Car	5	4	2	29	30	12	1	83
Fire/Caravan	0	0	0	0	0	0	0	0
Fire/Chimney	5	1	1	6	10	3	0	26
Fire/Controlled Burning	0	0	0	0	0	0	0	0
Fire/Domestic	10	2	6	41	29	7	1	96
Fire/Persons Reported	1	0	1	7	12	2	0	23
Fire/Fire (General)	0	0	3	10	4	2	0	19
Fire/Forest	0	4	0	0	0	0	0	4
Fire/Gorse	1	5	0	6	2	0	0	14
Fire/Grass	0	2	1	4	7	3	0	17
Fire/Hay/Barn	2	0	0	1	0	1	0	4
Fire/Industrial	1	0	0	4	9	0	1	15
Fire/Institutional	0	1	0	3	0	1	0	5
Fire/Motorcycle	0	0	0	0	0	2	0	2
Fire/Oil/Petrol	0	0	0	0	1	0	0	1
Fire/Small/Bin/Skip	9	5	6	80	60	32	0	192
Fire/Smoke Issuing	0	0	0	0	0	0	0	0
Fire/Truck	0	0	0	3	1	2	0	6
Fire/Vegetation	0	0	0	0	0	0	0	0
SS/Alarm/Carbon Monoxide	3	0	0	4	4	0	0	11
SS/Ambulance Assist	1	5	2	37	30	12	0	87
SS/Animal Rescue	0	0	0	1	1	0	0	2
SS/Electrical	1	1	0	2	6	0	0	10
SS/Entrapment	0	0	0	2	3	2	0	7
SS/Explosion	0	0	0	1	0	0	0	1
SS/Flooding	3	13	1	8	18	6	0	49
SS/Garda Assist	1	0	0	7	10	0	0	18
SS/Gas Leak	0	0	0	0	1	0	0	1
SS/Hazardous Material	1	0	0	1	0	0	0	2
SS/Lift Persons Trapped	0	0	0	3	2	3	0	8
SS/Lockout	2	0	0	9	3	0	0	14
SS/Make Scene Safe	1	3	2	3	2	1	0	12
SS/Marine Emergency	0	0	0	0	0	0	0	0
SS/Oil Spillage	0	0	0	0	1	1	0	2
SS/Other	3	1	0	4	7	1	0	16
SS/River Rescue	0	2	0	1	2	1	0	6
SS/RTA	18	9	7	52	56	43	2	187
SS/Smell of Gas	0	0	0	1	0	0	0	1
SS/Trees Down	1	0	0	2	3	4	0	10
SS/Water Leak	0	0	0	1	0	1	0	2
Total no. of Incidents:	88	66	40	426	400	174	6	1200

Unique Incidents In Each Station Area, Busiest Area First

2022		2023		% Change
Drogheda	440	Drogheda	426	-3.18%
Dundalk	417	Dundalk	400	-4.08%
Meath (* Drogheda)	174	Meath (* Drogheda)	174	0.00%
Ardee	73	Ardee	88	+20.55%
Dunleer	61	Dunleer	66	+8.20%
Carlingford	48	Carlingford	40	-16.67%
Other Areas	11	Other Areas	6	-45.00%

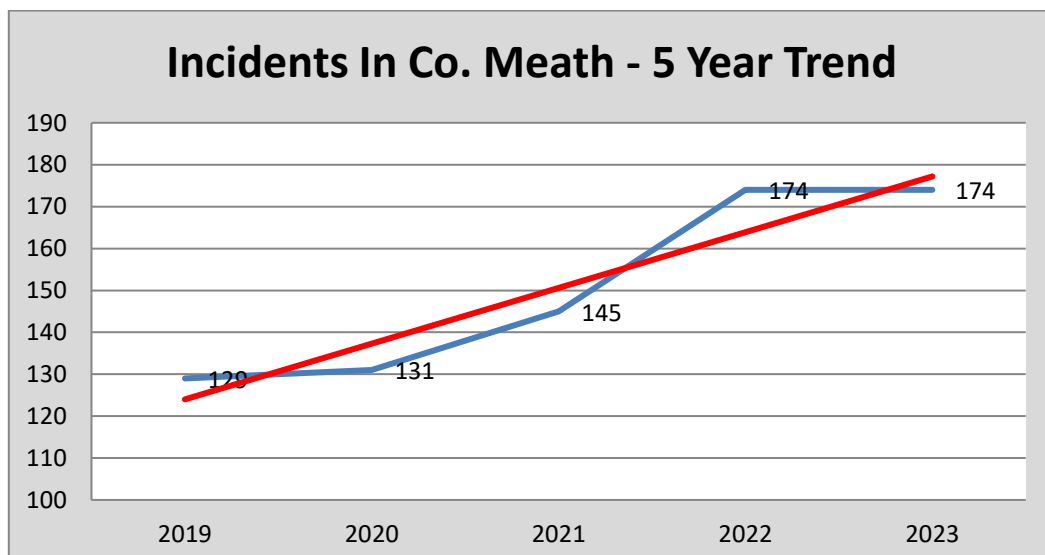
Unique Incidents Attended in County Louth

Comparative Period	No of Incidents	% Difference +/-
2019	1141	-10.23%
2020	1291	+13.15%
2021	1147	-11.15%
2022	1224	+6.71%
2023	1200	-1.96%



Unique Incidents Attended in County Meath

Comparative Period	No of Incidents	% Difference +/-
2019	129	-12.24%
2020	131	+1.55%
2021	145	+10.69%
2022	174	+20.00%
2023	174	0.00%

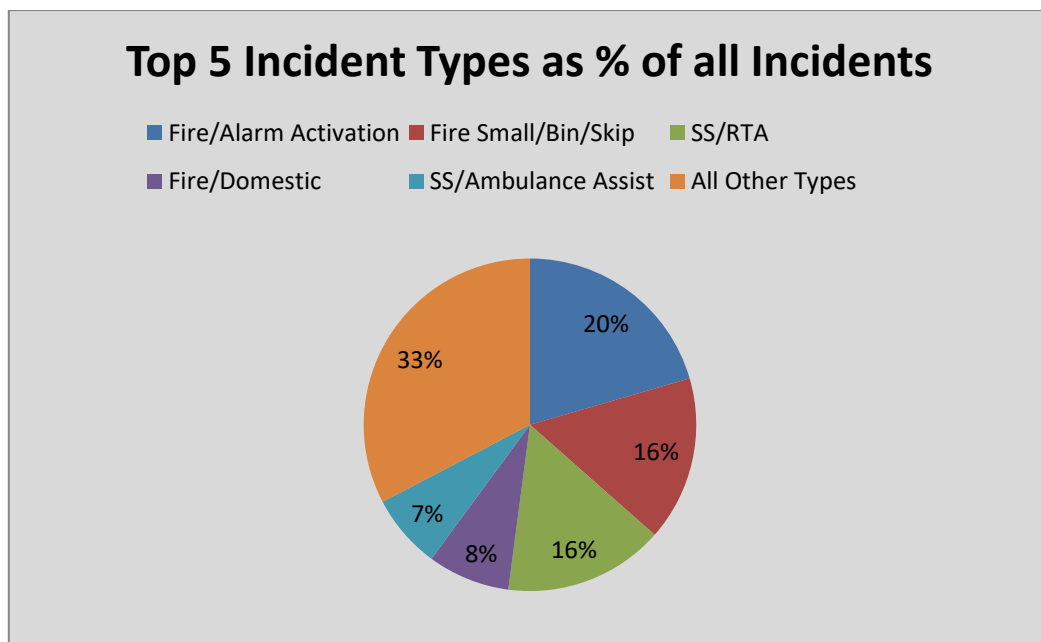


Behind The Numbers

Top 5 Incident Types

2022		2023		% Change
Fire/Alarm Activation	247	Fire/Alarm Activation	246	-0.40%
Fire Small /Bin/Skip	238	Fire Small /Bin/Skip	192	-19.33%
SS/RTA	198	SS/RTA	187	-5.55%
Fire/Domestic	86	Fire/Domestic	96	+11.63%
SS/Ambulance Assist	76	SS/Ambulance Assist	87	+14.47%

Note – No Change In Top 5 Incident Types Over The Past Year



Top 5 Incident Types With Greatest % Increase

2022		2023		% Change
Type	No	Type	No	
SS/River Rescue	7	SS/Trees Down	10	900.00%
Fire/Caravan	5	SS/Flooding	49	512.50%
SS/Electrical	14	SS/Lift Persons Trapped	8	166.67%
Fire/Institutional	9	Fire/Forest	4	100%
SS/Carbon Monoxide	8	SS/Hazardous Material	2	100%