

# Louth County Council Fire & Rescue



## Annual Operational Statistics Report 2025

## Number of Unique Incident Types within Station Areas: 2025

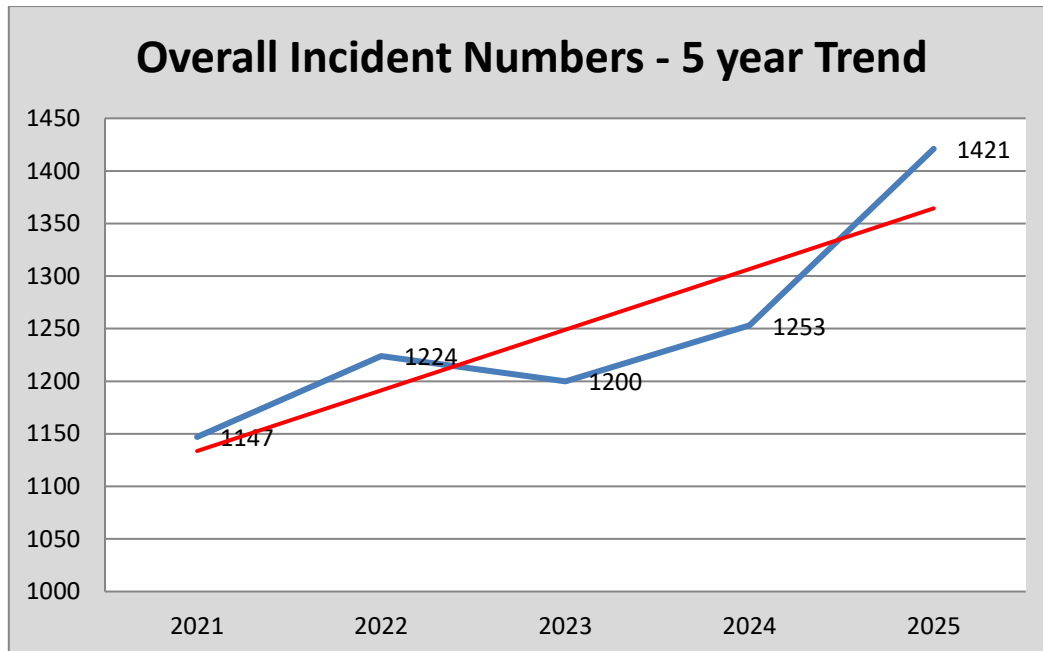
Type	Ardee	Carlingford	Dunleer	Drogheda	Dundalk	Meath	Other Areas	Total
Fire/Aircraft	0	0	0	0	1	0	0	1
Fire/Alarm Activation	8	7	11	83	88	26	2	225
Fire/Bus/Coach	0	0	0	0	0	0	0	0
Fire/Car	2	1	3	35	30	4	1	76
Fire/Caravan	0	0	0	0	1	0	0	1
Fire/Chimney	3	2	3	10	8	1	0	27
Fire/Controlled Burning	0	0	0	0	0	0	0	0
Fire/Domestic	4	5	0	31	24	4	1	69
Fire/Persons Reported	3	1	2	16	10	5	0	37
Fire/Fire (General)	0	3	0	8	6	1	0	18
Fire/Forest	0	0	0	0	2	0	0	2
Fire/Gorse	0	6	0	1	5	2	0	14
Fire/Grass	0	1	1	6	3	2	1	14
Fire/Hay/Barn	1	0	3	3	0	2	0	9
Fire/Industrial	1	1	0	5	5	2	0	14
Fire/Institutional	0	1	0	0	9	0	0	10
Fire/Motorcycle	0	0	0	0	0	0	0	0
Fire/Oil/Petrol	0	0	0	0	0	0	0	0
Fire/Small/Bin/Skip	11	10	10	160	97	46	3	337
Fire/Smoke Issuing	0	0	0	0	0	0	0	0
Fire/Truck	3	0	0	3	7	1	0	14
Fire/Vegetation	0	0	0	0	0	0	0	0
SS/Alarm/Carbon Monoxide	2	0	1	6	10	5	0	24
SS/Ambulance Assist	7	4	4	42	55	15	0	127
SS/Animal Rescue	1	0	0	0	1	0	0	2
SS/Electrical	0	0	1	6	3	0	1	11
SS/Entrapment	0	0	0	0	2	0	0	2
SS/Explosion	0	0	0	0	1	0	0	1
SS/Flooding	2	0	0	0	1	1	0	4
SS/Garda Assist	2	2	0	5	11	0	2	22
SS/Gas Leak	0	0	0	2	2	0	0	4
SS/Hazardous Material	1	1	0	0	0	0	0	2
SS/Lift Persons Trapped	0	0	0	3	0	4	0	7
SS/Lockout	0	0	2	7	7	3	0	19
SS/Make Scene Safe	0	1	0	3	5	2	0	11
SS/Marine Emergency	0	0	0	0	1	0	0	1
SS/Oil Spillage	0	0	0	3	0	3	0	6
SS/Other	0	1	2	10	5	2	0	20
SS/River Rescue	0	1	0	8	3	0	0	12
SS/RTA	25	6	17	81	78	54	6	267
SS/Smell of Gas	0	0	0	0	2	0	0	2
SS/Trees Down	0	0	0	1	3	4	0	8
SS/Water Leak	0	0	0	0	1	0	0	1
<b>Total no. of Incidents:</b>	76	54	60	538	487	189	17	1421

### Unique Incidents in Each Station Area, Busiest Area First (\*Incidents in Meath attended by Drogheda)

2024		2025		% Change
Drogheda	485	Drogheda	538	+10.93%
Dundalk	381	Dundalk	487	+27.82%
Meath (* Drogheda)	175	Meath (* Drogheda)	189	+8.00%
Ardee	95	Ardee	76	-20.00%
Dunleer	71	Dunleer	60	-15.49%
Carlingford	38	Carlingford	54	+42.11%
Other Areas	8	Other Areas	17	+100.13%

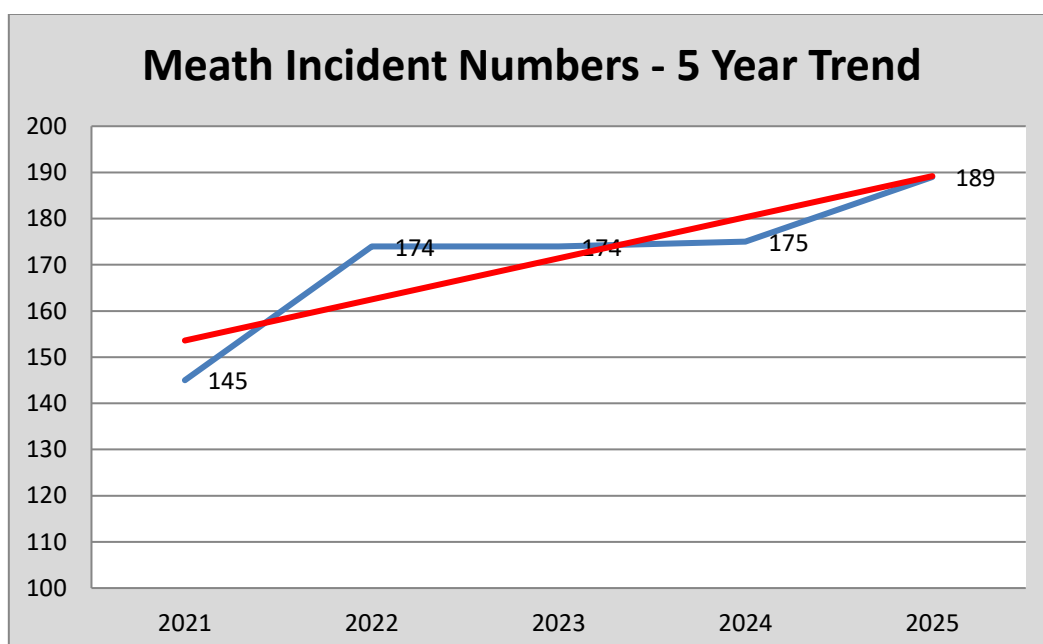
## Overall Number of Unique Incidents Attended by Louth County Council Fire and Rescue

Comparative Period	No of Incidents	% Difference +/-
2021	1147	-11.15%
2022	1224	+6.71%
2023	1200	-1.96%
2024	1253	+4.42%
2025	1421	+13.41%



## Number of Unique Incidents Attended by Louth in County Meath

Comparative Period	No of Incidents	% Difference +/-
2021	145	+10.69%
2022	174	+20.00%
2023	174	+0.00%
2024	175	+0.57%
2025	189	+8.00%



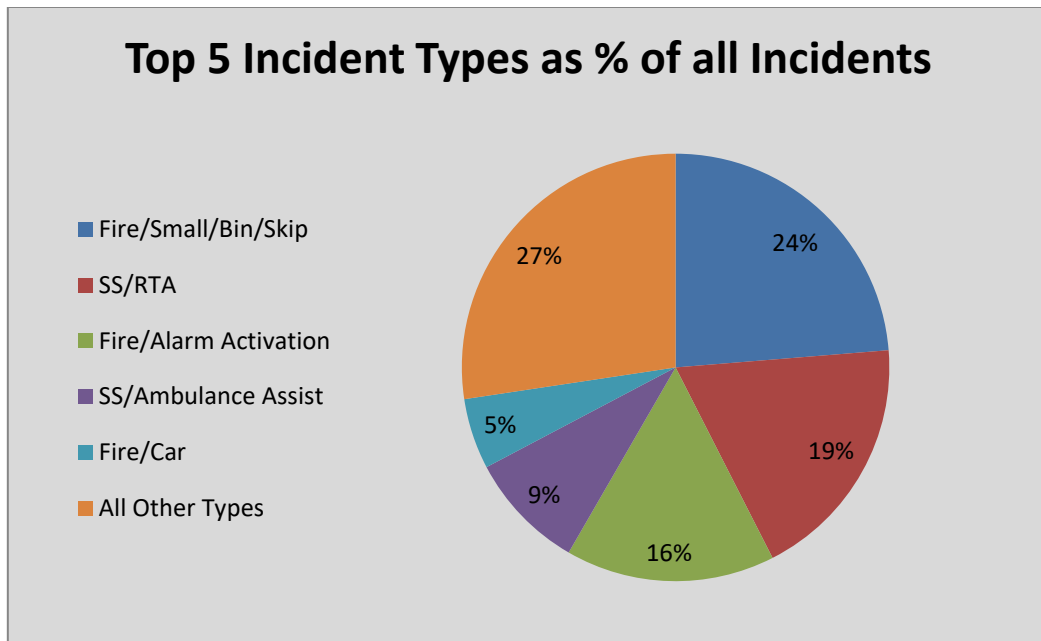
## Behind The Numbers

### Top 5 Incident Types

2024		2025		% Change +/-
Type	No.	Type	No.	
Fire Small /Bin/Skip	257	Fire/Small/Bin/Skip	337	+31.13%
SS/RTA	231	SS/RTA	267	+15.58%
Fire/Alarm Activation	228	Fire/Alarm Activation	225	-1.32%
SS/Ambulance Assist	110	SS/Ambulance Assist	127	+15.45%
Fire/Car	88	Fire/Car	76	-13.64%

#### Note

- Same Top 5 Incident Types in 2025 as 2024
- Fire/Domestic figures reduced by 1.43% versus 2024
- Fire/Domestic plus Fire/Domestic Persons Reported increased by 4.95% versus 2024



### Top 5 Incident Types with Greatest % Increase

Type	2024	2025	% Change
Fire/Gorse	6	14	+133.33%
SS/Carbon Monoxide	11	24	+118.18%
SS/Oil Spillage	3	6	+100.00%
Fire/Forest	1	2	+100.00%
SS/Garda Assist	12	22	+83.33%